

# **FRENCHTOWN SCHOOL DISTRICT**




## **2022-2023 BUDGET**

**Presented by: Teresa O'Brien, Business Administrator  
Daria Wasserbach, Superintendent  
Jim Hintenach, Principal**

# SCHOOL HIGHLIGHTS



- Small class sizes
- Wellness Room
- World Language studies
- Full day Kindergarten and Preschool
- Small school/community environment
- Expanded Enrichment and community experiences
- Musical and theater performance opportunities
- Extra-curricular sport teams and clubs
- Increased awareness of School Safety
- 1:1 iPad Initiative
- Personalized Student Learning Programs





# FISCAL EFFICIENCY

- Shared Administrative Services which improve efficiencies and curriculum alignment
- School Choice provides additional state revenues
- Participation in multiple purchasing cooperatives to reduce costs for instructional materials
- Shared instructional staff with neighboring districts where appropriate
- Participating member in the Delaware Valley Transportation Consortium and the Delaware Valley Technology Consortium
- Member of ACES for reduced energy costs




# BUDGET GOALS



## BUDGET GOALS

- Provide accurate information to the community regarding the budget process
- Continue to provide a rigorous academic program for our students
- Continue collaborative relationship with Kingwood Township School in curriculum support and co-curricular programs
- Maintains the current program and provides additional support in Targeted Skills and Special Education

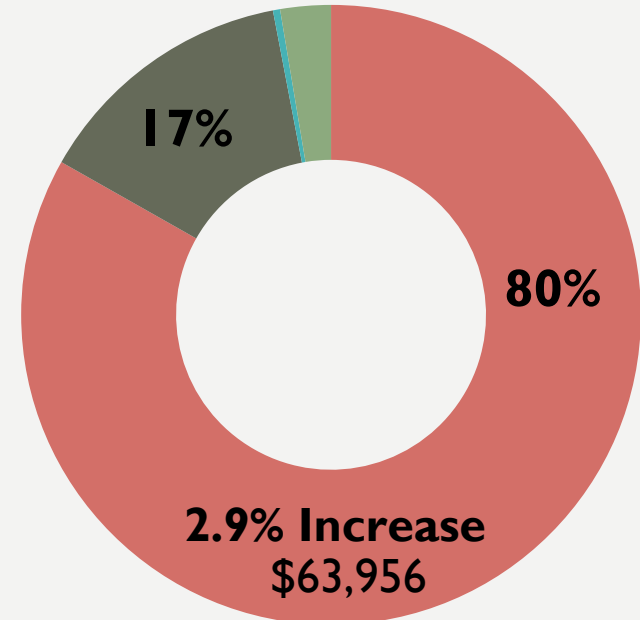


# REVENUES



2023

General Fund Revenues	
Tax Levy	\$2,236,065
State Aid	\$370,748
Fund Balance	\$10,000
Other	\$70,810
Total	\$2,687,623



Special Revenues	2021-2022	2022-2023
Title I	\$0	\$0
Other Grants	\$102,691	\$56,465
REAP	\$17,248	\$0

# STATE AID



Aid Category	2021-2022	2022-2023	Difference
Formula Aid	\$317,390	\$240,252	-\$77,138
School Choice Aid	\$143,316	\$130,496	-12,820
Total	\$460,707	\$370,748	-\$89,958

# TAX LEVY

	2021-2022	Levy Increase	2022-2023
2%	\$2,172,109	\$43,442	\$2,215,551
Enrollment Adj.	\$0	\$20,514	\$20,514
Total	\$2,172,109	\$63,956	\$2,236,065

An enrollment adjustment is a statutorily allowable increase in the tax levy above 2% that is generated by an increase in enrollment above 4%.

Total tax levy increase = 2.94%

# STATE AID REDUCTIONS



2020-2021	2021-2022	2022-2023	Percent Change	Difference
\$432,081	\$317,390	\$240,252	24.3%	-\$77,138

Estimated Reduction for 2023-2024

20%

**\$47,966**

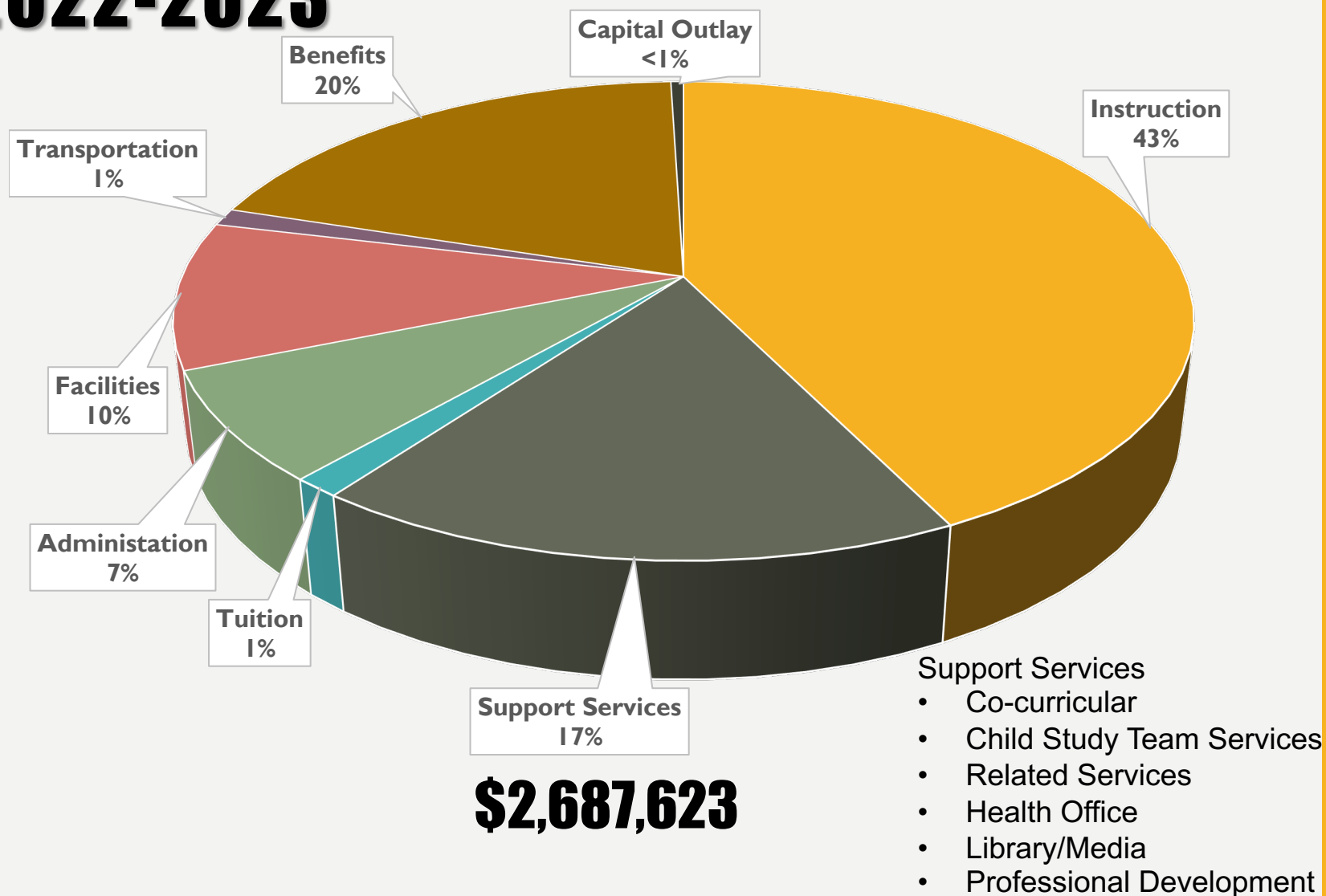


# ANTICIPATED STATE AID REDUCTIONS

ESTIMATED STATE AID REDUCTION ACCORDING TO S2				
For Districts Receiving State Aid in excess of Entitlement				
DISTRICT:	Frenchtown Board of Education			
3/10/2022 page CH 67; (B-2)	3/10/2022 , page CH 67 (B-1)	Over Cap Col.A - B	Estimated Reduction in FY 24 State Aid	
			13%	
\$ 573,500	\$ 131,098	\$ 442 ,402	\$ 57,512	FY20
fy2020 total aid			23%	
\$ 515,988	\$ 151,177	\$ 364,811	\$ 83,907	FY21
fy2021 total aid			37%	
\$ 432,081	\$ 122,105	\$ 309,976	\$ 114,691	FY22
fy2022 total aid			55%	
\$ 317,390	\$ 177,139	\$ 140,251	\$ 77,138	FY23
fy 2023 total aid			76%	
\$ 240,252	\$ 177,139	\$ 63,113	\$ 47,966	FY24
fy2024 total aid			100%	
\$ 192,286	\$ 177,139	\$ 15,147	\$ 15,147	FY25
			\$396,361	



# GENERAL FUND EXPENDITURES 2022-2023



# TAX IMPACT



	2018	2019	2020	2021	2022
Average Home Value	\$266,593	\$281,000	\$281,000	\$432,647	\$432,647
Tax Rate (Per 100s)	1.346	1.421	1.521	1.549	1.546
Total Tax on average home	\$3,588	\$3,993	\$4,274	\$6,702	\$6,688

**2022-23 School Tax bill for the average homeowner would decrease by \$14**